








Annual Unloading Schedule

Updated 31/05/2018

	Days																															Slots	Capacity				
	1	2	3	4	5	6	7	8	9	10	11	12	13	14	15	16	17	18	19	20	21	22	23	24	25	26	27	28	29	30	31		mc Liq				
October 2017																																		2	311.250		
November 2017																																			4	620.000	
December 2017																																			4	620.000	
January 2018																																			4	620.000	
February 2018																																			3	465.000	
March 2018																																			3	465.000	
April 2018																																			3	465.000	
May 2018																																			4	620.000	
June 2018																																			3	465.000	
July 2018																																			4	620.000	
August 2018																																				4	620.000
September 2018	3 Monthly Slots available																															3	465.000				
																															41	6.356.250					

-  Available Delivery Slot Arrival Window with associated Regasification Capacity
-  Released Delivery Slot Arrival Window with associated Regasification Capacity
-  Assigned Delivery Slot Arrival Window with associated Regasification Capacity
-  Planned Service Reduction resulting in a total reduction of the Services provided by the Terminal
-  Planned Service Reduction resulting in a partial reduction of the Services provided by the Terminal