








# Annual Unloading Schedule

Updated 07/05/2018

	Days																															Slots	Capacity			
	1	2	3	4	5	6	7	8	9	10	11	12	13	14	15	16	17	18	19	20	21	22	23	24	25	26	27	28	29	30	31		mc Liq			
October 2017																																	2	311.250		
November 2017																																		4	620.000	
December 2017																																		4	620.000	
January 2018																																		4	620.000	
February 2018																																		3	465.000	
March 2018																																		3	465.000	
April 2018																																		3	465.000	
May 2018																																		4	620.000	
June 2018																																			3	465.000
July 2018																																			4	620.000
August 2018	4 Monthly Slots available																															4	620.000			
September 2018	3 Monthly Slots available																															3	465.000			
																																<b>41</b>	<b>6.356.250</b>			

-  Available Delivery Slot Arrival Window with associated Regasification Capacity
-  Released Delivery Slot Arrival Window with associated Regasification Capacity
-  Assigned Delivery Slot Arrival Window with associated Regasification Capacity
-  Planned Service Reduction resulting in a total reduction of the Services provided by the Terminal
-  Planned Service Reduction resulting in a partial reduction of the Services provided by the Terminal