








Annual Unloading Schedule

Updated 21/05/2018

| | Days | | | | | | | | | | | | | | | | | | | | | | | | | | | | | | | Slots | Capacity | |
|-----------------------|---------------------------|---|---|---|---|---|---|---|---|----|----|----|----|----|----|----|----|----|----|----|----|----|----|----|----|----|----|----|----|----|----|-----------|------------------|---------|
| | 1 | 2 | 3 | 4 | 5 | 6 | 7 | 8 | 9 | 10 | 11 | 12 | 13 | 14 | 15 | 16 | 17 | 18 | 19 | 20 | 21 | 22 | 23 | 24 | 25 | 26 | 27 | 28 | 29 | 30 | 31 | | mc Liq | |
| October 2017 | | | | | | | | | | | | | | | | | | | | | | | | | | | | | | | | | 2 | 311.250 |
| November 2017 | | | | | | | | | | | | | | | | | | | | | | | | | | | | | | | | | 4 | 620.000 |
| December 2017 | | | | | | | | | | | | | | | | | | | | | | | | | | | | | | | | | 4 | 620.000 |
| January 2018 | | | | | | | | | | | | | | | | | | | | | | | | | | | | | | | | | 4 | 620.000 |
| February 2018 | | | | | | | | | | | | | | | | | | | | | | | | | | | | | | | | | 3 | 465.000 |
| March 2018 | | | | | | | | | | | | | | | | | | | | | | | | | | | | | | | | | 3 | 465.000 |
| April 2018 | | | | | | | | | | | | | | | | | | | | | | | | | | | | | | | | | 3 | 465.000 |
| May 2018 | | | | | | | | | | | | | | | | | | | | | | | | | | | | | | | | | 4 | 620.000 |
| June 2018 | | | | | | | | | | | | | | | | | | | | | | | | | | | | | | | | | 3 | 465.000 |
| July 2018 | | | | | | | | | | | | | | | | | | | | | | | | | | | | | | | | | 4 | 620.000 |
| August 2018 | | | | | | | | | | | | | | | | | | | | | | | | | | | | | | | | | 4 | 620.000 |
| September 2018 | 3 Monthly Slots available | | | | | | | | | | | | | | | | | | | | | | | | | | | | | | | 3 | 465.000 | |
| | | | | | | | | | | | | | | | | | | | | | | | | | | | | | | | | 41 | 6.356.250 | |

-  Available Delivery Slot Arrival Window with associated Regasification Capacity
-  Released Delivery Slot Arrival Window with associated Regasification Capacity
-  Assigned Delivery Slot Arrival Window with associated Regasification Capacity
-  Planned Service Reduction resulting in a total reduction of the Services provided by the Terminal
-  Planned Service Reduction resulting in a partial reduction of the Services provided by the Terminal