








# Annual Unloading Schedule

Updated 02/07/2018

	Days																															Slots	Capacity	
	1	2	3	4	5	6	7	8	9	10	11	12	13	14	15	16	17	18	19	20	21	22	23	24	25	26	27	28	29	30	31		mc Liq	
<b>October 2017</b>																																	2	311.250
<b>November 2017</b>																																	4	620.000
<b>December 2017</b>																																	4	620.000
<b>January 2018</b>																																	4	620.000
<b>February 2018</b>																																	3	465.000
<b>March 2018</b>																																	3	465.000
<b>April 2018</b>																																	3	465.000
<b>May 2018</b>																																	4	620.000
<b>June 2018</b>																																	3	465.000
<b>July 2018</b>																																	4	620.000
<b>August 2018</b>																																	4	620.000
<b>September 2018</b>																																	3	465.000
																																<b>41</b>	<b>6.356.250</b>	

-  Available Delivery Slot Arrival Window with associated Regasification Capacity
-  Released Delivery Slot Arrival Window with associated Regasification Capacity
-  Assigned Delivery Slot Arrival Window with associated Regasification Capacity
-  Planned Service Reduction resulting in a total reduction of the Services provided by the Terminal
-  Planned Service Reduction resulting in a partial reduction of the Services provided by the Terminal