








Annual Unloading Schedule

Updated 11/07/2018

	Days																															Slots	Capacity	
	1	2	3	4	5	6	7	8	9	10	11	12	13	14	15	16	17	18	19	20	21	22	23	24	25	26	27	28	29	30	31		mc Liq	
October 2017																																	2	311.250
November 2017																																	4	620.000
December 2017																																	4	620.000
January 2018																																	4	620.000
February 2018																																	3	465.000
March 2018																																	3	465.000
April 2018																																	3	465.000
May 2018																																	4	620.000
June 2018																																	3	465.000
July 2018																																	4	620.000
August 2018																																	4	620.000
September 2018																																	3	465.000
																																41	6.356.250	

-  Available Delivery Slot Arrival Window with associated Regasification Capacity
-  Released Delivery Slot Arrival Window with associated Regasification Capacity
-  Assigned Delivery Slot Arrival Window with associated Regasification Capacity
-  Planned Service Reduction resulting in a total reduction of the Services provided by the Terminal
-  Planned Service Reduction resulting in a partial reduction of the Services provided by the Terminal