








Annual Unloading Schedule

Updated 28/12/2018

	Days																															Capacity		
	1	2	3	4	5	6	7	8	9	10	11	12	13	14	15	16	17	18	19	20	21	22	23	24	25	26	27	28	29	30	31	Slots	mc Liq	
October 2018																																	4	621.250
November 2018																																	3	465.000
December 2018																																4	620.000	
January 2019																																3	465.000	
February 2019																																3	465.000	
March 2019																																4	620.000	
April 2019	3 Monthly Slots available																															3	465.000	
May 2019	3 Monthly Slots available																															3	465.000	
June 2019	4 Monthly Slots available																															4	620.000	
July 2019	4 Monthly Slots available																															4	620.000	
August 2019	3 Monthly Slots available																															3	465.000	
September 2019	3 Monthly Slots available																															3	465.000	

41 6.356.250

-  Available Delivery Slot Arrival Window with associated Regasification Capacity
-  Released Delivery Slot Arrival Window with associated Regasification Capacity
-  Assigned Delivery Slot Arrival Window with associated Regasification Capacity
-  Planned Service Reduction resulting in a total reduction of the Services provided by the Terminal
-  Planned Service Reduction resulting in a partial reduction of the Services provided by the Terminal