








Annual Unloading Schedule

Updated 29/07/2019

	Days																															Slots	Capacity
	1	2	3	4	5	6	7	8	9	10	11	12	13	14	15	16	17	18	19	20	21	22	23	24	25	26	27	28	29	30	31		cm _{iq}
October 2019	2 Monthly Slots available																															4	621.250
November 2019	2 Monthly Slots available																															3	465.000
December 2019	3 Monthly Slots available																															4	620.000
January 2020	2 Monthly Slots available																															3	465.000
February 2020	2 Monthly Slots available																															3	465.000
March 2020	2 Monthly Slots available																															4	620.000
April 2020	1 Monthly Slots available																															3	465.000
May 2020	2 Monthly Slots available																															3	465.000
June 2020	2 Monthly Slots available																															4	620.000
July 2020	1 Monthly Slots available																															4	620.000
August 2020	2 Monthly Slots available																															3	465.000
September 2020	2 Monthly Slots available																															3	465.000
																																41	6.356.250

-  Available Delivery Slot Arrival Window with associated Regasification Capacity
-  Released Delivery Slot Arrival Window with associated Regasification Capacity
-  Assigned Delivery Slot Arrival Window with associated Regasification Capacity
-  Planned Service Reduction resulting in a total reduction of the Services provided by the Terminal
-  Planned Service Reduction resulting in a partial reduction of the Services provided by the Terminal