








# Annual Unloading Schedule

Updated 23/08/2019

	Days																															Slots	Capacity mc Liq		
	1	2	3	4	5	6	7	8	9	10	11	12	13	14	15	16	17	18	19	20	21	22	23	24	25	26	27	28	29	30	31				
October 2018																																	4	621.250	
November 2018																																		3	465.000
December 2018																																		4	620.000
January 2019																																		3	465.000
February 2019																																		3	465.000
March 2019																																		4	620.000
April 2019																																		3	465.000
May 2019																																		3	465.000
June 2019																																		4	620.000
July 2019																																		4	620.000
August 2019																																		3	465.000
September 2019																																		3	465.000
																																<b>41</b>	<b>6.356.250</b>		

-  Available Delivery Slot Arrival Window with associated Regasification Capacity
-  Released Delivery Slot Arrival Window with associated Regasification Capacity
-  Assigned Delivery Slot Arrival Window with associated Regasification Capacity
-  Planned Service Reduction resulting in a total reduction of the Services provided by the Terminal
-  Planned Service Reduction resulting in a partial reduction of the Services provided by the Terminal