






# Annual Unloading Schedule

Updated on August, 2014

	Days																															Capacity		
	1	2	3	4	5	6	7	8	9	10	11	12	13	14	15	16	17	18	19	20	21	22	23	24	25	26	27	28	29	30	31	Slots	mc Liq	
<b>December 2013</b>																																	2	270.000
<b>January 2014</b>																																	4	540.000
<b>February 2014</b>																																	3	405.000
<b>March 2014</b>																																	4	540.000
<b>April 2014</b>																																	4	540.000
<b>May 2014</b>																																	4	540.000
<b>June 2014</b>																																	4	540.000
<b>July 2014</b>																																	4	540.000
<b>August 2014</b>																																	4	540.000
<b>September 2014</b>																																	3	405.000
																																	<b>36</b>	<b>4.860.000</b>

-  Available Delivery Slot Arrival Window with associated Regasification Capacity
-  Released Delivery Slot Arrival Window with associated Regasification Capacity
-  Assigned Delivery Slot Arrival Window with associated Regasification Capacity