




# Annual Unloading Schedule

Updated 09/10/2020

	Days																															Slots	Capacity		Bid procedure
	1	2	3	4	5	6	7	8	9	10	11	12	13	14	15	16	17	18	19	20	21	22	23	24	25	26	27	28	29	30	31		Liq cm		
October 2020																																4	621.250	With reference to the Months M, M+1 and M+2, the bid can be referred to the single Available Delivery Slot.	
November 2020																																3	465.000		
December 2020																																4	620.000		
January 2021																																3	465.000	With reference to the Months from M+3 onwards, the awardee can submit its preferences between the dates available in each month M the bid refers to only after the regasification capacity allocation.	
February 2021																																3	465.000		
March 2021																																4	620.000		
April 2021																																3	465.000		
May 2021																																3	465.000		
June 2021																																4	620.000		
July 2021																																4	620.000		
August 2021																																3	465.000		
September 2021																																3	465.000		
																																41	6.356.250		

-  Available Delivery Slot Arrival Window with associated Regasification Capacity
-  Released Delivery Slot Arrival Window with associated Regasification Capacity
-  Assigned Delivery Slot Arrival Window with associated Regasification Capacity

\* Please note that the choice of individual Slots is limited to quarterly scheduling only.